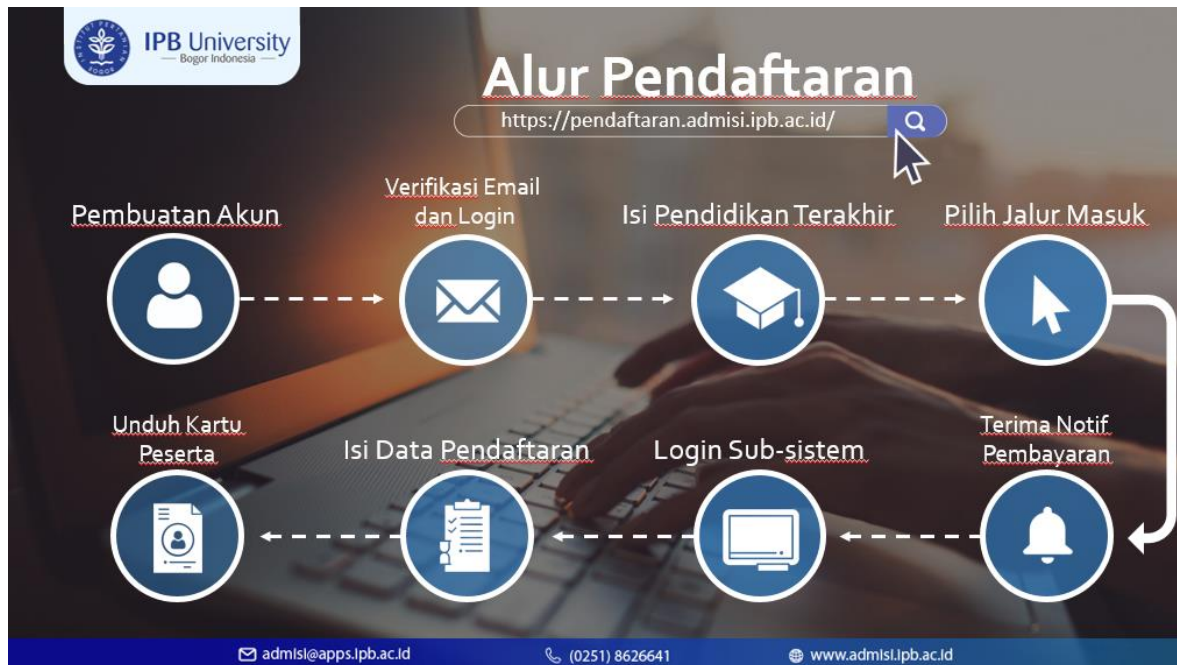


TATA CARA PENDAFTARAN DIETISIEN 2020



1. Klik link "Create account"

The screenshot shows the login page of the IPB University admission portal. The page features a navigation bar with links for IPB Official, Why IPB?, Tuition Fee, Faculty / School Link, Procedure for Registration, Payment Procedures, and Language: en (US). The main heading is "Student Admission of IPB University". On the right side, there is a "Form Login" with fields for "Email" and "Password". Below the fields, there is a checkbox for "Stay logged in" and several links: "Already registered on USMI? reactivate your email here", "Create account, click here", "Do not receive confirmation email, click here", and "Forgot password, click here". A red arrow points to the "Create account, click here" link. At the bottom of the form, there is a blue "Login" button.

2. Isi Formulir Pendaftaran

3. Klik "Register"

IPB Official | Why IPB? | Tuition Fee | Faculty / School Link | Procedure for Registration | Payment Procedures | Language: en (US)

IPB University
Inspiring Innovation with Integrity

Admission Portal of IPB University

Registration Form

Nationality Type: --- Choose ---

Identity Number:
Fill in the passport number

Full Name:

Repeat Email:

Password:

Formulir Pendaftaran

Klik tombol "Register" setelah mengisi formulir dengan lengkap

4. Buka email dari IPB di inbox atau spam

5. Klik tombol "verifikasi akun"

Berikut adalah tautan verifikasi pendaftaran Anda:

6. Login di pendaftaran.admisi.ipb.ac.id

Form Login


Email:

Password:

Stay logged in

7. Tambahkan riwayat pendidikan terakhir

Latest Educational Background Admission schemes available Admission scheme followed

 [Add latest educational background](#)

No	Level of Educational	School / University	Study Programe	Graduation Year	Action
1.	Senior High School				Edit Delete
2.	Undergraduate	Institut Pertanian Bogor	Ilmu Komputer	2020	Edit Delete


Jika nama sekolah tidak terdaftar, dapat diinformasikan ke pihak PMB IPB

8. Pilih tab "Admission scheme available"

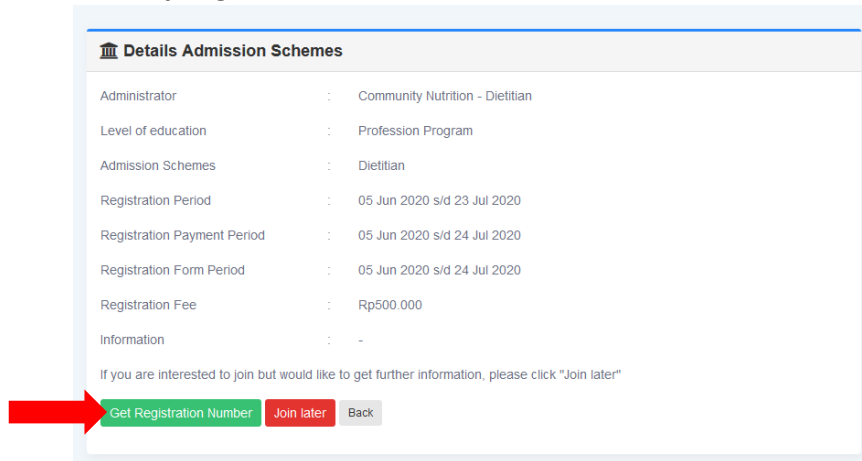
9. Klik "Detail" pada jalur masuk yang dipilih

Latest Educational Background **Admission schemes available** Admission scheme followed

Admission scheme is based on the latest educational background

No	Administrator	Admission scheme	Level of education	Period	Action
1.	Graduate School	Regular	Master	13 Mei 2020 s/d 28 Jul 2020	Details
2.	Graduate School	Non Regular	Master	13 Mei 2020 s/d 28 Jul 2020	Details
3.	Graduate School	By Research	Master	13 Mei 2020 s/d 28 Jul 2020	Details
4.	School of Business	Day Class	Master	14 Mei 2020 s/d 15 Agt 2020	Details
5.	School of Business	Evening Class	Master	14 Mei 2020 s/d 15 Agt 2020	Details
6.	Community Nutrition - Dietitian	Dietitian	Profession Program	05 Jun 2020 s/d 23 Jul 2020	 Details

10. Klik “My Registration Number”



Details Admission Schemes

Administrator	:	Community Nutrition - Dietitian
Level of education	:	Profession Program
Admission Schemes	:	Dietitian
Registration Period	:	05 Jun 2020 s/d 23 Jul 2020
Registration Payment Period	:	05 Jun 2020 s/d 24 Jul 2020
Registration Form Period	:	05 Jun 2020 s/d 24 Jul 2020
Registration Fee	:	Rp500.000
Information	:	-

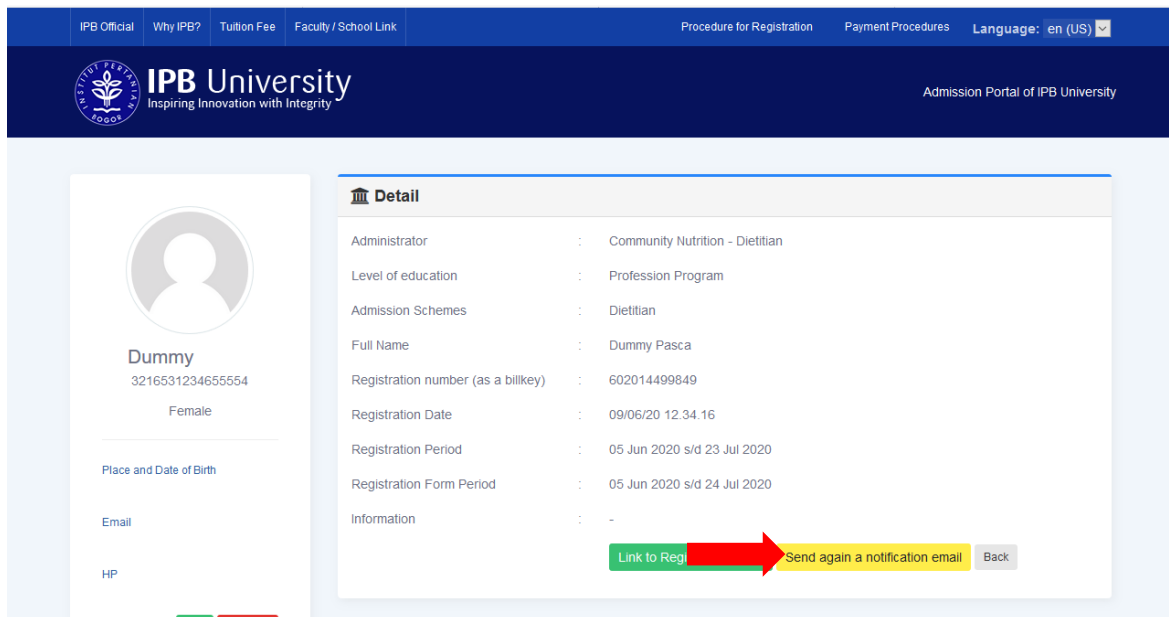
If you are interested to join but would like to get further information, please click "Join later"

[Get Registration Number](#) [Join later](#) [Back](#)

11. IPB mengirimkan notifikasi pembayaran melalui email

12. Buka email dari IPB di inbox atau spam. Kode pembayaran akan muncul dalam email tersebut

Jika belum mendapatkan email, maka klik “Send again a notification email” pada halaman Details Admission Scheme di Akun PMB IPB Anda.



IPB Official | Why IPB? | Tuition Fee | Faculty / School Link | Procedure for Registration | Payment Procedures | Language: en (US)

IPB University
Inspiring Innovation with Integrity

Admission Portal of IPB University


Detail

Administrator	:	Community Nutrition - Dietitian
Level of education	:	Profession Program
Admission Schemes	:	Dietitian
Full Name	:	Dummy Pasca
Registration number (as a billkey)	:	602014499849
Registration Date	:	09/06/20 12.34.16
Registration Period	:	05 Jun 2020 s/d 23 Jul 2020
Registration Form Period	:	05 Jun 2020 s/d 24 Jul 2020
Information	:	-

[Link to Regi](#) [Send again a notification email](#) [Back](#)

13. Klik "Link to Registration Form"

Detail	
Administrator	: Community Nutrition - Dietitian
Level of education	: Profession Program
Admission Schemes	: Dietitian
Full Name	: Dummy Pasca
Registration number (as a billkey)	: 602014499849
Registration Date	: 09/06/20 12.34.16
Registration Period	: 05 Jun 2020 s/d 23 Jul 2020
Registration Form Period	: 05 Jun 2020 s/d 24 Jul 2020
Information	: -

 [Link to Registration Form](#) [Send again a notification email](#) [Back](#)

14. Isi kolom dengan nomor pendaftaran dan tanggal lahir

Portal Admisi IPB

Penerimaan Mahasiswa Baru IPB Program Pendidikan Profesi Dietisien

Jadwal Pendaftaran

- Pendaftaran : 3 Juli 2019 pukul 12.00 WIB – 14 Juli 2019
- Pembayaran biaya pendaftaran : 3 Juli 2019 – 15 Juli 2019 pukul 12.00 WIB
- Melengkapi biodata : 3 Juli 2019 – 15 Juli 2019 pukul 16.00 WIB
- Seleksi tulis dan praktik : 16 – 17 Juli 2019
- Psikotes dan Wawancara : 18 Juli 2019
- Pengumuman Akhir Penerimaan Mahasiswa Baru : 23 Juli 2019

Informasi lebih lanjut dapat dilihat di [sini](#)

FORM LOGIN

602014951762

Tanggal Lahir (yyyy-mm-dd)

LOGIN

15. **Lengkapi Biodata.** Upload lampiran dengan format .pdf / .jpg / .jpeg dengan ukuran kurang dari 500kb.

16. **Jika data sudah lengkap, klik "Simpan"**

17. **Pilih menu "Kartu peserta".** Jika foto tidak muncul, upload kembali foto Anda, lalu simpan, tekan Ctrl+F5 (hard refresh)

18. **Simpanlah Kartu Peserta dengan aman.**